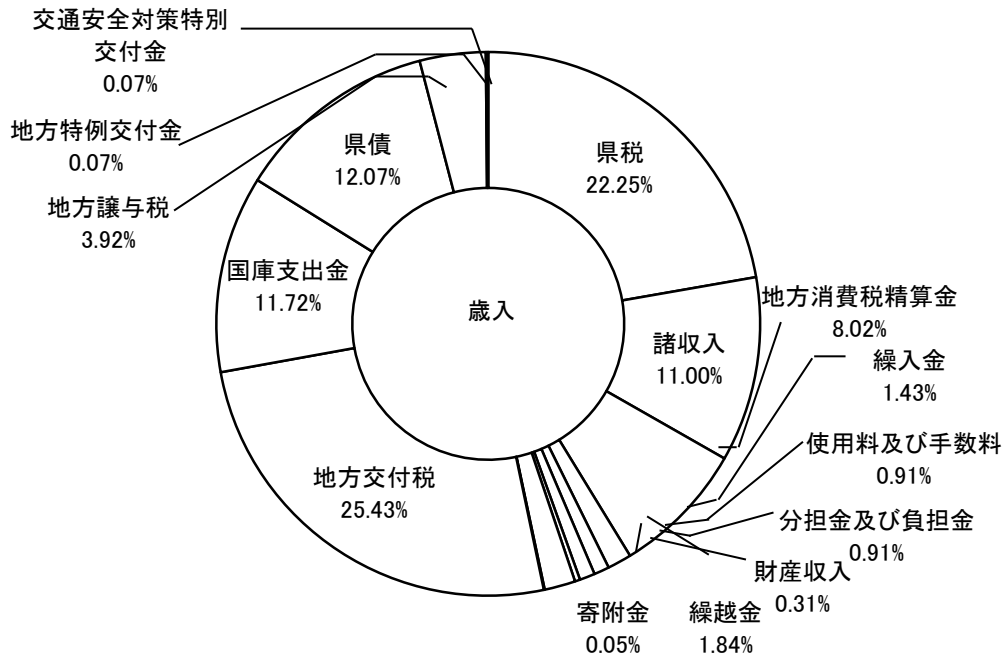


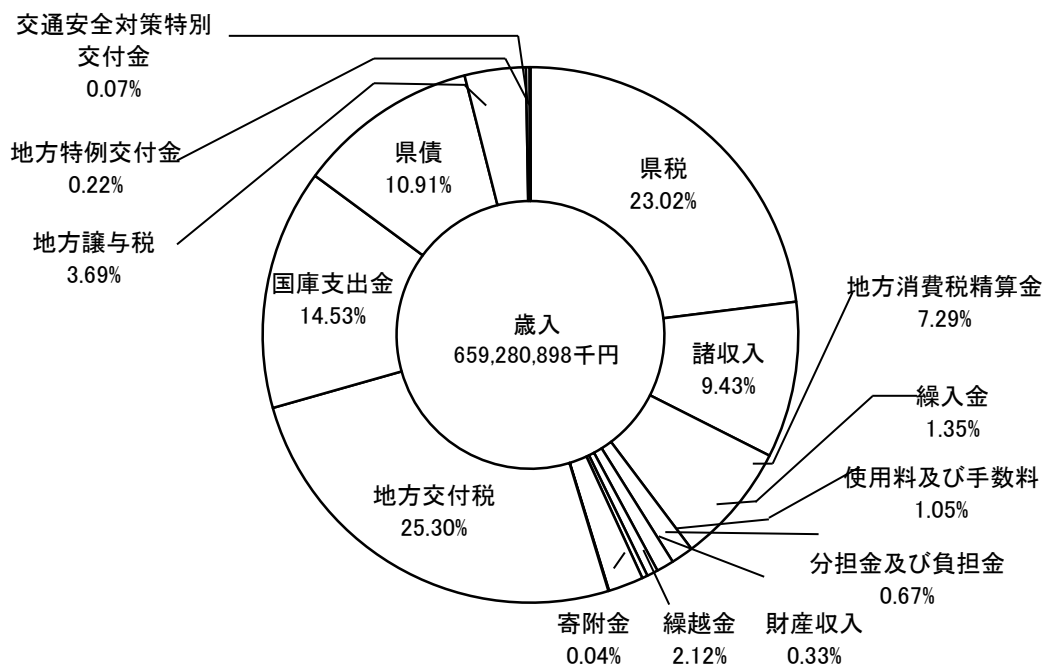
第 2 財 政

(1) 一般会計歳入・歳出決算額科目別構成比

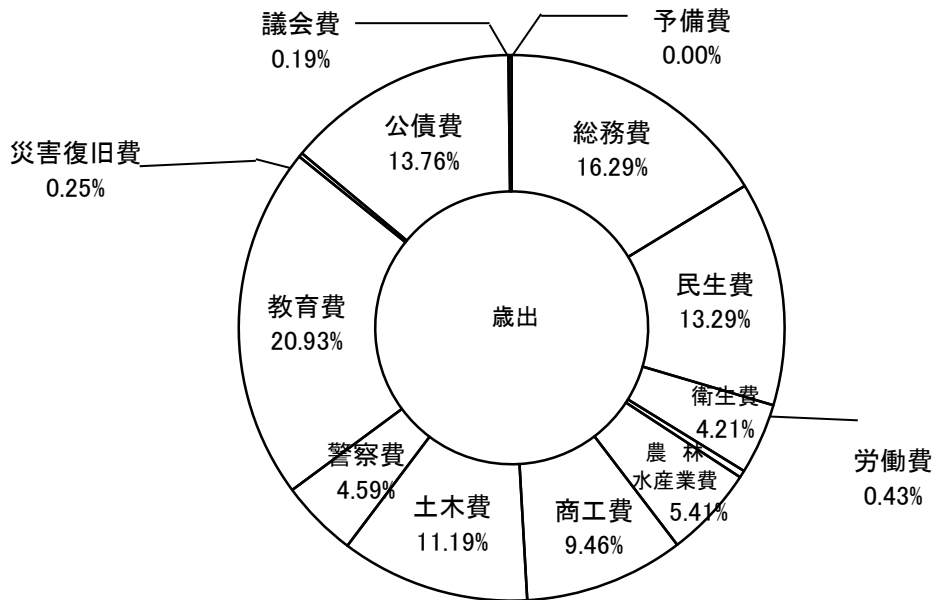
歳入
平成27年度




歳入
平成31年度




歳出
平成27年度



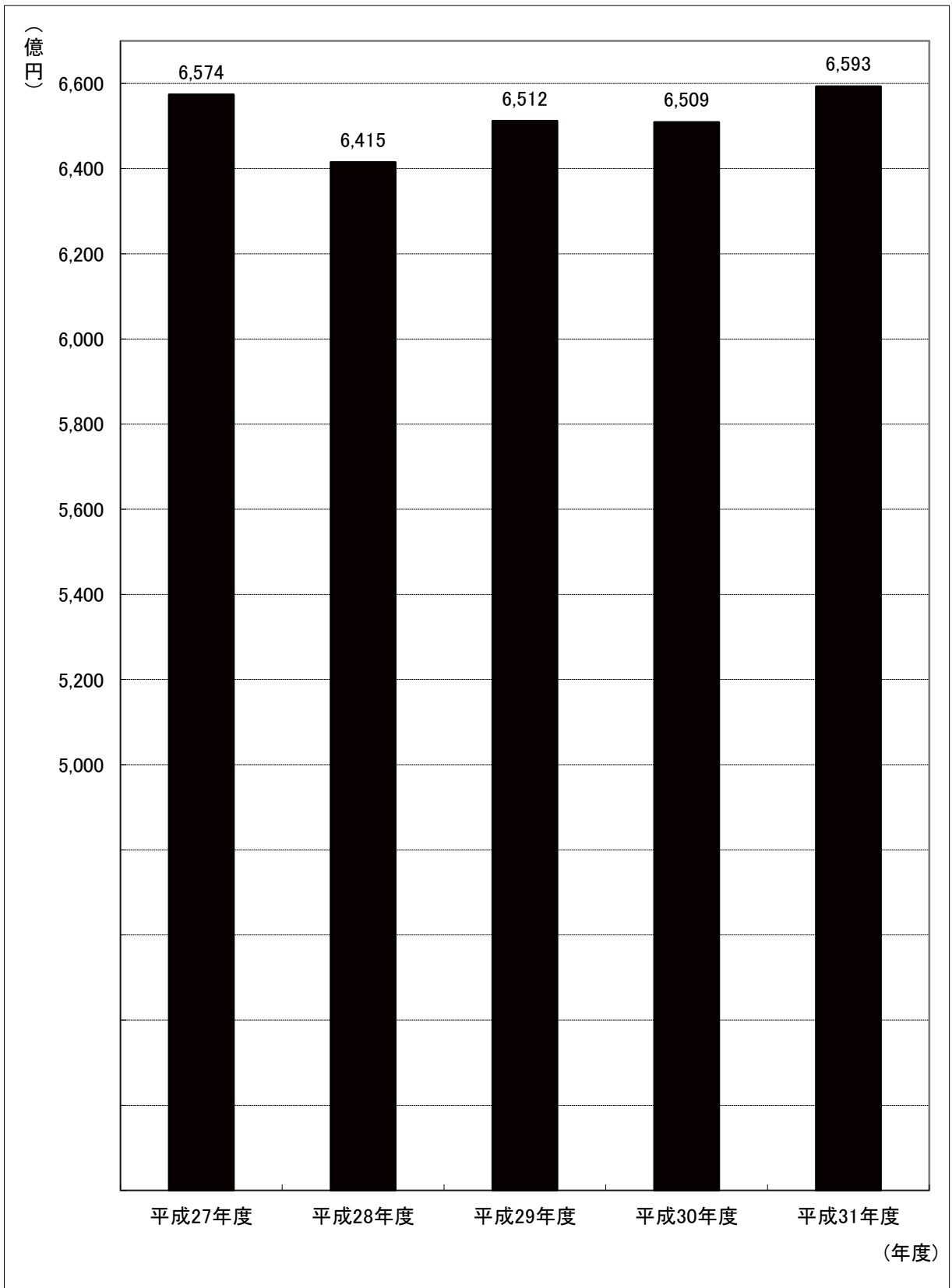
歳出
令和元年度



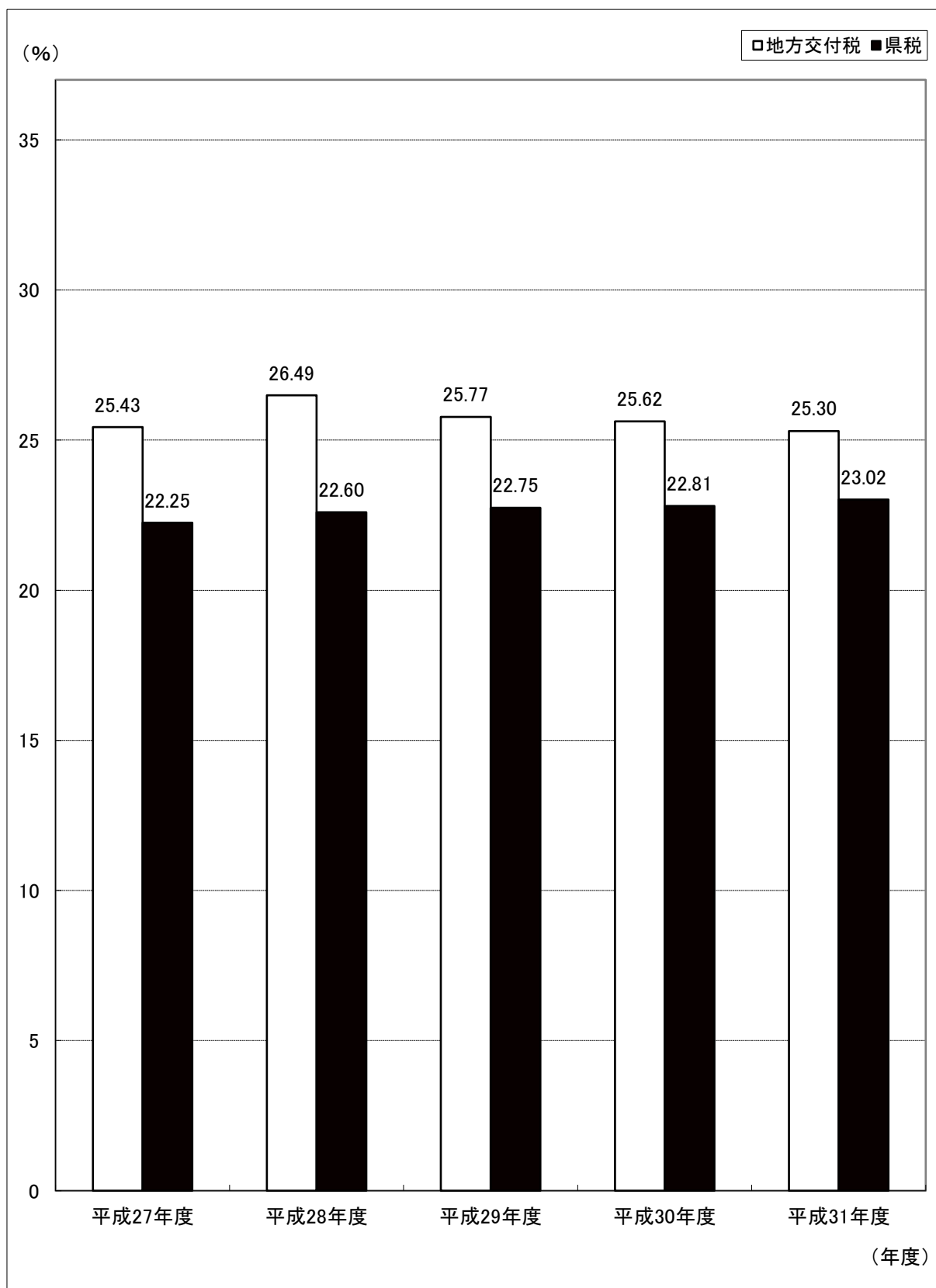
(2) 県税調定額構成比率の推移



(3) 一般会計歳入決算額年度別比較



(4) 一般会計歳入額に占める県税、地方交付税の割合



1 一般会計歳入決算額調

(単位:円、%)

区分	平成27年度			平成28年度			平成29年度			平成30年度			平成31年度		
	予算額	決算額	構成比	予算額	決算額	構成比	予算額	決算額	構成比	予算額	決算額	構成比	予算額	決算額	構成比
総額	689,345,426,000	657,360,626,352	100.00	682,557,103,000	641,531,086,288	100.00	697,525,701,000	651,212,720,244	100.00	750,489,263,000	650,907,288,761	100.00	757,032,980,000	659,280,897,995	100.00
自主財源	310,062,874,000	307,142,373,935	46.72	299,856,132,000	297,750,821,243	46.41	310,167,615,000	307,984,766,392	47.30	308,253,130,000	305,811,150,821	46.99	302,357,718,000	298,752,206,617	45.30
県	145,700,000,000	146,261,643,051	22.25	144,300,000,000	144,968,961,581	22.60	148,000,000,000	148,118,855,503	22.75	148,400,000,000	148,452,485,635	22.81	151,700,000,000	151,768,171,911	23.02
地方消費税清算金	52,731,317,000	52,731,317,350	8.02	47,293,438,000	47,293,438,073	7.37	48,781,396,000	48,781,396,908	7.49	51,281,103,000	51,281,102,658	7.88	48,086,061,000	48,086,060,934	7.29
分担金及び負担金	6,153,963,000	6,006,276,871	0.91	5,761,076,000	5,641,105,282	0.88	4,015,251,000	3,886,933,790	0.60	4,184,273,000	4,039,975,086	0.62	4,542,648,000	4,401,727,340	0.67
使用料及び手数料	6,206,089,000	5,984,877,351	0.91	7,296,387,000	7,031,013,195	1.10	7,416,536,000	7,033,625,056	1.08	7,268,430,000	6,888,519,742	1.06	7,308,937,000	6,936,972,265	1.05
財産収入	1,841,717,000	2,016,945,176	0.31	1,971,109,000	2,009,895,884	0.31	3,769,942,000	3,873,635,833	0.59	1,835,412,000	2,230,457,586	0.34	2,097,671,000	2,186,401,432	0.33
寄付金	327,661,000	319,436,326	0.05	180,597,000	167,368,044	0.03	336,872,000	390,029,424	0.06	122,338,000	430,153,474	0.07	273,190,000	286,916,438	0.04
繰入金	12,260,293,000	9,419,511,874	1.43	11,944,829,000	10,865,239,000	1.69	22,734,678,000	21,491,735,879	3.30	19,843,225,000	19,182,298,322	2.95	10,494,407,000	8,906,839,347	1.35
繰越金	12,093,705,000	12,093,705,534	1.84	10,994,863,000	10,994,863,447	1.71	11,505,108,000	11,505,107,680	1.77	10,880,324,000	10,880,324,026	1.67	14,008,363,000	14,008,363,546	2.12
諸収入	72,748,129,000	72,308,660,402	11.00	70,113,833,000	68,778,936,737	10.72	63,607,832,000	62,903,446,319	9.66	64,438,025,000	62,425,834,292	9.59	63,846,441,000	62,170,753,404	9.43
依存財源	379,282,552,000	350,218,252,417	53.28	382,700,971,000	343,780,265,045	53.59	387,358,086,000	343,227,953,852	52.70	442,236,133,000	345,096,137,940	53.01	454,675,262,000	360,528,691,378	54.70
地方譲与税	25,743,704,000	25,743,704,123	3.92	21,781,893,000	21,781,893,000	3.40	22,401,689,000	22,401,689,000	3.44	24,937,601,000	24,937,601,000	3.83	24,332,772,000	24,332,772,959	3.69
地方特例交付金	449,911,000	449,911,000	0.07	462,219,000	462,219,000	0.07	500,237,000	500,237,000	0.08	589,678,000	589,678,000	0.09	1,447,726,000	1,447,726,000	0.22
地方交付金	167,237,747,000	167,237,747,000	25.43	169,954,645,000	169,954,645,000	26.49	167,911,539,000	167,911,539,000	25.77	166,841,381,000	166,841,381,000	25.62	166,752,033,000	166,752,033,000	25.30
交通安全対策特別交付金	434,511,000	434,511,000	0.07	401,436,000	401,436,000	0.06	372,450,000	372,450,000	0.06	336,738,000	336,738,000	0.05	315,493,000	315,493,000	0.05
国庫支出金	93,906,679,000	77,041,379,294	11.72	99,363,778,000	75,505,072,045	11.77	105,569,171,000	79,913,038,852	12.27	145,749,968,000	82,698,973,274	12.71	154,999,238,000	95,760,666,419	14.53
県債	91,510,000,000	79,311,000,000	12.07	90,737,000,000	75,675,000,000	11.80	90,603,000,000	72,129,000,000	11.08	103,780,767,000	69,691,766,666	10.71	106,828,000,000	71,920,000,000	10.91

2 一般会計歳出決算額調

区分	平成27年度			平成28年度			平成29年度			平成30年度			平成31年度		
	予算額	決算額	構成比	予算額	決算額	構成比	予算額	決算額	構成比	予算額	決算額	構成比	予算額	決算額	構成比
総額	689,345,426,000	646,365,762,905	100.00	682,557,103,000	630,025,978,608	100.00	697,525,701,000	640,332,396,218	100.00	750,489,263,000	636,898,925,215	100.00	757,032,980,000	648,613,420,602	100.00
議会費	1,290,188,000	1,221,070,874	0.19	1,320,948,000	1,202,736,045	0.19	1,310,747,000	1,208,208,519	0.19	1,309,629,000	1,217,379,069	0.19	1,319,409,000	1,254,055,145	0.19
総務費	108,608,549,000	105,294,592,520	16.29	95,693,231,000	92,959,381,591	14.76	109,676,641,000	106,678,576,432	16.66	99,549,881,000	96,204,825,483	15.10	98,666,989,000	96,714,084,674	14.91
民生費	87,885,458,000	85,927,258,941	13.29	90,976,777,000	88,894,434,061	14.11	92,612,416,000	91,011,351,621	14.21	92,621,894,000	91,387,982,823	14.35	95,238,809,000	93,321,213,205	14.39
衛生費	28,204,823,000	27,183,213,802	4.21	25,555,757,000	24,896,651,496	3.95	25,379,373,000	24,678,873,082	3.85	24,920,139,000	24,179,258,895	3.80	25,873,737,000	24,886,602,451	3.84
労働費	2,977,703,000	2,777,500,571	0.43	1,910,750,000	1,747,111,482	0.28	1,837,310,000	1,713,589,722	0.27	1,963,927,000	1,847,733,700	0.29	1,729,278,000	1,631,674,529	0.25
農林水産業費	40,237,345,000	34,951,809,085	5.41	45,265,907,000	35,621,216,303	5.65	44,678,931,000	34,988,486,521	5.47	50,040,702,000	35,840,521,467	5.63	50,269,553,000	37,301,043,588	5.75
商工費	62,110,149,000	61,121,248,929	9.46	57,398,553,000	56,587,799,228	8.98	53,984,438,000	53,219,806,856	8.31	83,062,446,000	54,804,524,591	8.60	80,285,536,000	56,770,103,976	8.75
土木費	98,361,312,000	72,358,061,972	11.19	105,964,294,000	74,107,293,728	11.76	107,218,620,000	72,382,400,821	11.30	118,525,662,000	75,333,228,986	11.83	126,676,612,000	78,952,820,864	12.17
警察費	30,042,290,000	29,653,803,000	4.59	30,457,986,000	30,021,646,863	4.77	30,116,802,000	29,566,158,934	4.62	31,440,870,000	30,958,100,983	4.86	31,575,575,000	31,181,665,040	4.81
教育費	138,252,026,000	135,269,887,723	20.93	138,530,590,000	135,804,972,751	21.56	137,695,941,000	136,399,785,604	21.30	129,792,865,000	128,579,071,283	20.19	128,120,572,000	127,128,978,918	19.60
災害復旧費	2,372,770,000	1,654,505,255	0.25	2,968,311,000	1,718,737,771	0.27	7,612,578,000	3,133,256,590	0.49	34,402,083,000	13,737,135,062	2.16	35,303,775,000	17,548,045,134	2.71
公債費	88,952,813,000	88,952,810,233	13.76	86,463,999,000	86,463,997,289	13.72	85,351,904,000	85,351,901,516	13.33	82,809,165,000	82,809,162,873	13.00	81,923,135,000	81,923,133,078	12.63
予備費	50,000,000	0	0.00	50,000,000	0	0.00	50,000,000	0	0.00	50,000,000	0	0.00	50,000,000	0	0.00